



**Model Numbers: Engine Drive Ag Sprayers  
(Also covers Hydraulic drive & Pump kits)**



Kappa 75/GX270

Compact, Honda engine powered, high pressure sprayer kit, up to 1 ½ metre self priming with pressures from 20 bar to 50 bar, flows from 8 litres per minute to 153 litres per minute. Diesel drive versions also available in Yanmar or Hatz diesel engines.

**Applications:**

- Spot spraying
- Machinery wash down
- Contract spraying
- Sheep jetting
- Horticulture
- High pressure transfer
- Viticulture
- Misting

Note: Pressure and flow figures are expressed as pump maximums. Horsepower limitations may affect pressure/flow combinations.

**PETROL DRIVE**

**3 YEAR WARRANTY ON HONDA ENGINES**

Model	Stock Code	No of diaphr	Flow (l/m)	Pressure	Engine	Regulator
IOTA20/GX160	SIOTA20/GX160	2	20	20 bar (284 psi)	<b>HONDA</b> 5.5 HP	1way outlet, by-pass
ZETA 85/GX200	SZETA 85/GX200	3	85	20 bar (284 psi)	<b>HONDA</b> 6.5 HP	2-way outlet, gauge, by-pass
KAPPA 43/GX200	SKAPPA43/GX200	3	44	40 bar (568 psi)	<b>HONDA</b> 6.5 HP	2-way outlet, gauge, by-pass
KAPPA 75/GX270	SKAPPA75/GX270	3	73	40 bar (568 psi)	<b>HONDA</b> 9 HP	3-way outlet, gauge, by-pass
KAPPA 75/GX270E	SKAPPA75/GX270E	3	73	40 bar (568 psi)	<b>HONDA</b> 9 HP e/s	3-way outlet, gauge, by-pass
KAPPA 125/GX390	SKAPPA125/GX390	5	125	40 bar (568 psi)	<b>HONDA</b> 13 HP	3-way outlet, gauge, by-pass
KAPPA 125/GX390E	SKAPPA125/GX390E	5	125	40 bar (568 psi)	<b>HONDA</b> 13 HP e/s	3-way outlet, gauge, by-pass
KAPPA 150/GX620E	SKAPPA150/GX620E	4	153	50 bar (710 psi)	<b>HONDA</b> 20HP e/s	2-way outlet, gauge, by-pass

**DIESEL DRIVE**

**2 YEAR WARRANTY ON YANMAR DIESEL ENGINES**

Model	Stock Code	No of diaphr	Flow (l/m)	Pressure	Engine	Regulator
ZETA 85/L48	SZETA 85/L48	3	85	20 bar (284 psi)	<b>YANMAR</b> 4.8HP	2-way outlet, gauge, by-pass
ZETA 85/L48E	SZETA 85/L48E	3	85	20 bar (284 psi)	<b>YANMAR</b> 4.8HP	2-way outlet, gauge, by-pass
KAPPA 43/L48	SKAPPA43/L48	3	44	40 bar (568 psi)	<b>YANMAR</b> 4.8HP	2-way outlet, gauge, by-pass
KAPPA 43/L48E	SKAPPA43/L48E	3	44	40 bar (568 psi)	<b>YANMAR</b> 4.8HP e/s	2-way outlet, gauge, by-pass
KAPPA 75/L100E	SKAPPA75/L100E	3	73	40 bar (568 psi)	<b>YANMAR</b> 10HP e/s	3-way outlet, gauge, by-pass
KAPPA 125/L100E	SKAPPA125/L100E	5	125	40 bar (568 psi)	<b>YANMAR</b> 10HP e/s	3-way outlet, gauge, by-pass
KAPPA 150 KOH	SKAPPA150/KOH	4	153	50 bar (710 psi)	<b>KOHLER</b> 23 HP e/s	2-way outlet, gauge, by-pass

**Hydraulic drive pump kits**

All kits include pump & hydraulic coupling , control units not included.

Model	Stock Code	No of diaphr	Flow (l/m)	Pressure	Recommended Control Unit
KAPPA 75	SKAPPA75/HYD	3	73	40 bar (568 psi)	DL3/40
KAPPA 125	SKAPPA125/HYD	5	125	40 bar (568 psi)	VRG150
KAPPA 150	SKAPPA150/HYD	4	153	50 bar (710 psi)	VRG150

Suit Sauer Danfoss OMR & OMT series hydraulic motors

**Pump Kits ... for engine drive applications**

All kits include pump & gearbox , control units not included.

Model	Stock Code	No of diaphr	Flow (l/m)	Pressure	Suits engine	Recommended Control Unit
IOTA20ASSY	SIOTA20ASSY	2	20	20 bar (284 psi)	GX200, 3/4" keyed Q shaft	Integrated
ZETA 85ASSY	SZETA 85ASSY	3	85	20 bar (284 psi)	GX200, 3/4" keyed Q shaft	DL3/20
KAPPA 43ASSY	SKAPPA 43ASSY	3	44	40 bar (568 psi)	GX200, 3/4" keyed Q shaft	DL2/40
KAPPA 75ASSY	SKAPPA 75ASSY	3	73	40 bar (568 psi)	GX270, 1" keyed Q shaft	DL3/40
KAPPA 125ASSY	SKAPPA 125ASSY	5	125	40 bar (568 psi)	GX390, 1" keyed Q shaft	VRG150
KAPPA 150ASSY	SKAPPA 150ASSY	4	153	50 bar (710 psi)	GX620, 1" keyed Q shaft	VRG150








**Model Numbers: Engine Drive Ag Sprayers  
(Also covers Hydraulic drive & Pump kits)**


**Optional Accessories**

Spray Guns	Model	Pressure	Weight (kg)	Length	Description	Stock Code
	Turbo 400	50 bar (710psi)	0.69	400mm	Swivel	SB26901165
	Spot 300	40 bar (600psi)	0.63	300mm		SB3590116
	Turbine Gun	60 bar (852psi)	1.6	600mm	Adjustable jet	SB7901103
	Gun & Lance	50 bar (710psi)		M29-300: 470mm M29-500: 500mm		SBM29-300 SBM29-500
	M27 Gun	30 bar (435psi)	0.32	300mm		SB279041

Hose, Reels & Kits	Model	Stock Code	Capacity	Hose	Description
	Galvanised Hose Reel with locking pin	SHR-8 SHR-10A SHR-12B SHR-12/90	50 m 25 m 40 m 100 m	1/2" 3/4" 3/4" 3/8"	Low profile 90° brass swivel with brass grease nipple
	Hose Reel with Hose & Turbo 400 Gun	SHOSEKIT1 SHOSEKIT2 SHOSEKIT3	30m 50m 100m	10mm	
	Hose Ag Chem	S241001 S241301 S251901			10mm, per metre 13mm, per metre 19mm per metre Minimum length 10 metres

Tanks	Capacity	Stock Code	Measurement
	200 litre	S100200	800x780x500
	400 litre	S100400	1100x820x750
	600 litre	S100600	1120x820x990
	1000 litre	S1001000	1830x110x750

Control Valves	Stock Code	Gauge	No. of Outlets	LPM	GPM	BAR	PSI
<i>DL Series - pump direct fit. Model number denotes number and pressure in bar</i>							
	SDL2/20	√	2	120	32	20	284
	SDL3/20	√	3	120	32	20	284
	SDL4/20	√	4	120	32	20	284
	SDL2/30	√	2	120	32	30	426
	SDL2/40	√	2	120	32	40	568
	SDL3/40	√	3	120	32	40	568
	SDL4/40	√	4	120	32	40	568

ZX/LA Series (HIGH PRESSURE)	Stock Code	Gauge	No. of Outlets	LPM	GPM	BAR	PSI
	SZX2/60	√	2	120	43	60	852
	SZX4/60	√	4	120	43	60	852
	SLA2/60	√	2	250	66	60	852
	SLA4/60	√	4	250	66	60	852