

INTRODUCING 2015  
**RANGER**



**Go Further**



# TOUGH DONE SMARTER

Bolder. Smarter. As tough as ever. Introducing the 2015 Ford Ranger. With a striking new front-end design, intelligently refined interior, and cutting-edge technology, Ranger is the most advanced truck ever seen in Australia.

Ranger 4x4 XLT Double Cab Pick-up shown in Metropolitan Grey.



## BUILT TO TAKE ON YOUR WORLD

Ranger 4x4's 800mm water wading<sup>1</sup> capability and unsurpassed 3,500kg<sup>2</sup> maximum towing capacity make light work of tough challenges. Powered by next-generation turbo-diesel engines<sup>3</sup>, integrated with advanced driver assist technologies, you can go virtually anywhere and feel in total control.

# THE MOST ADVANCED TRUCK IN AUSTRALIA

A suite of state-of-the-art technologies available on the Ranger XLT and Wildtrak help make Ranger Australia's most advanced truck. Think Strategically placed cameras. Think Ultrasonic sensors. Think sophisticated radar.

**Set your speed, keep your distance.** Adaptive Cruise Control<sup>1</sup>, unlike conventional cruise control, can adjust to the flow of traffic. Simply set your cruising speed, and the system slows down when traffic does, then returns to your pre-set speed when traffic clears.

**Scans the road ahead, looking for trouble.** If the Forward Collision Warning<sup>1</sup> system senses a possible collision, you're alerted by a heads-up display on the windscreen. The brakes are then pre-loaded for enhanced stopping power.

**Stick to the speed limit** with the Adjustable Speed Limiter.<sup>2</sup> Set a maximum speed and the system helps you not to exceed it. Need to overtake a slow vehicle? Manually override the system by stepping on the accelerator pedal.

**Never lose focus.** If you accidentally move out of your lane, Lane Keeping Aid<sup>3</sup> applies steering torque to get you back on track. If you don't react, the system alerts you by vibrating the steering wheel.



ADAPTIVE CRUISE  
CONTROL



FORWARD COLLISION  
WARNING



LANE KEEPING  
AID



1. Features included with technology option pack available on XLT and Wildtrak models. Driver-assistance features are supplemental and do not replace the driver's judgement. Function may not operate in some driving and road conditions or adverse weather. 2. Standard on XL, XLS, XLT and Wildtrak models. Driver-assistance features are supplemental and do not replace the driver's judgement. Function may not operate in some driving and road conditions or adverse weather. 3. Feature included with optional pack available on XLT and Wildtrak models. Operates at speeds over 65 km/h on multi-lane roads with clearly visible lane markings. Driver-assistance features are supplemental and do not replace the driver's judgement. Function may not operate in some driving and road conditions or adverse weather.



Ranger 4x4 XLT Double Cab shown in Metropolitan Grey.

# BIG POWER SMALL APPETITE

The heart of Ranger just got an upgrade. The fuel-efficient 2.2 TDCi diesel engine is now stronger than ever, while the powerful 3.2 TDCi is even more economical!<sup>1</sup> So you can spend more time on the move for less.

### 3.2L TDCi

Ranger's new generation 5-cylinder 3.2L TDCi diesel engine<sup>1</sup> delivers the power and torque you'd expect from a Ranger, but with improved fuel efficiency.

910 – 1305 kg – Payload capacity<sup>2</sup>  
3,500 kg – Max. towing capability<sup>3</sup>  
147kW – Power  
470Nm – Torque

### 2.2L TDCi

More power. Greater torque. Improved fuel efficiency. Ranger's upgraded 4-cylinder 2.2L TDCi diesel engine pumps out the extra power you need to get the job done.

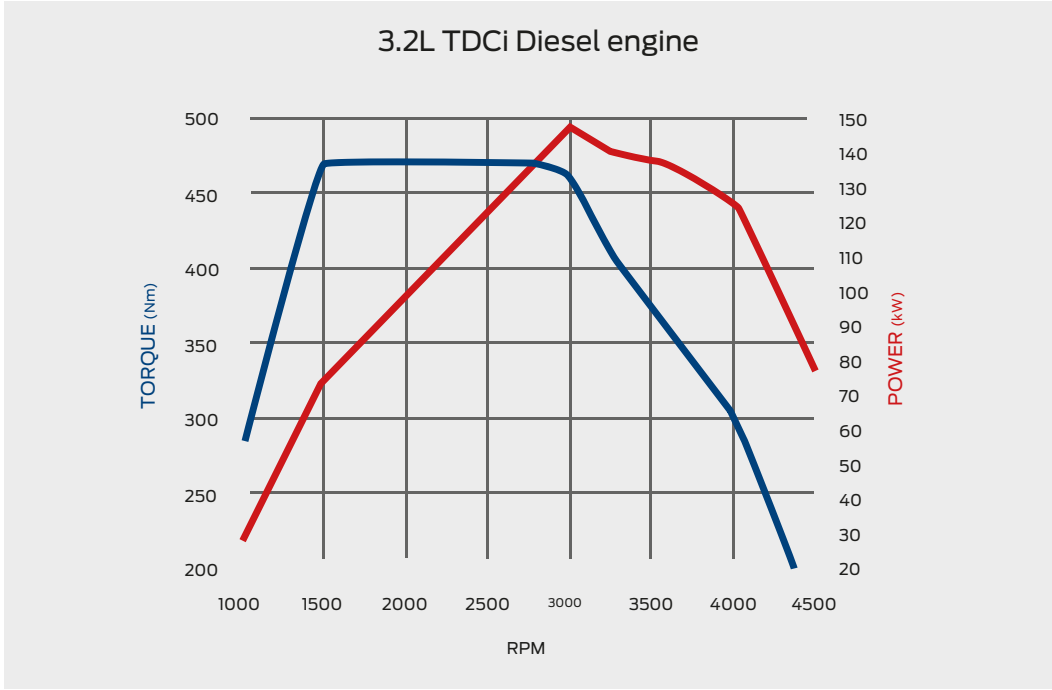
1060-1450 kg – Payload capacity<sup>2</sup>  
3,500 kg – Max. towing capability<sup>3</sup>  
118kW – Power  
385Nm – Torque

### Manual and Auto Transmission

The highly advanced 6-speed automatic transmission delivers effortlessly smooth performance. The ratios have been selected to maximise real world driveability and smoothness. Driver Recognition software enables the transmission to adjust shift patterns to fit driver preferences – such as conserving fuel or switching to Sports Mode to instantly access a more sporty and decisive shift pattern. The Sports Mode also allows the driver to take full control and manually shift gears at any time, which is great for overtaking or for towing.

The Ranger's 6-speed manual transmission gives you ultimate control. A Shift Indicator Lamp signals the driver when to shift to optimize fuel economy, the cable shifter provides improved driveline isolation and shift feel, and the single-mass flywheel reduces gear rattle. These features combine to provide an engaging driving experience.

The manual transmission also now enables Auto Start/Stop<sup>4</sup>. This innovative technology automatically stops and smoothly restarts the engine when the vehicle comes to a stop to improve fuel economy and reduce emissions.<sup>5</sup>



3.2L TDCi Diesel engine.

1. Excludes XL Plus models. 2. Subject to State and Territory regulations. Payload is defined as the Gross Vehicle Mass minus kerb mass. Payload is the maximum combined value of occupants, cargo, added options, added structures and ow ball download (when towing). GVM must not be exceeded. 3. Braked towing capacity on 4x2 Hi-Rider and 4x4 models when fitted with a Genuine Ford Tow pack and accessory Tow Ball. Subject to state and territory towing regulations. 4. Standard on manual transmission 2.2L and 3.2L Hi-Rider and 4x4 models. 5. Deactivation will not occur in all stopping situations.

# BRING IT ON

Take on whatever the world throws at you. From river crossings to challenging off-road terrain, the 2015 Ranger is ready for anything.

**Up to 800mm water wading<sup>1</sup>** means a river can't come between you and the task at hand.

**Mud, sand, and steep inclines.** Conquer them all. eLocking Rear Differential<sup>2</sup> locks rear wheels together for maximum traction when driving on challenging surfaces or when it's difficult to keep both rear wheels on the ground at the same time.

**4x4 shift on the fly** lets you shift between 2WD and 4WD High mode with a turn of a dial.

**Up to 237mm ground clearance<sup>3</sup>** means almost nothing can get between you and where you're going.



UP TO 800mm  
WATER WADING



SHIFT ON THE  
FLY 4X4



eLOCK REAR  
DIFFERENTIAL





Ranger 4x4 XLT Double Cab Pick-up shown in Metropolitan Grey and with accessory Tow Ball.



Ranger 4x4 Wildtrak shown in Pride Orange. Overseas model shown.



Ranger 4x4 XLT Double Cab Pick-up shown in Metropolitan Grey and with accessory Tow Ball.

# MAKE LIGHT WORK OF BIG CHALLENGES

The Ford Ranger's ultra-strength chassis, high-torque engines, and superior suspension help you tow, haul and move with ease.

**Tested in the real world.** The Ranger has survived harsh torture tests in some of the toughest climates and terrains.

**Big, strong chassis.** The Ranger combines an ultra-high-strength steel chassis and a superior suspension design to deliver a stronger, smoother ride.

**Tow more. Sweat less.** Ranger's up to 3,500kg<sup>1</sup> towing capacity with Trailer Sway Control lets you handle big loads with greater confidence.

**Payload capacity up to 1,450kg.<sup>2</sup>** The 2015 Ranger is strong enough to haul even the most backbreaking loads.

1. Braked towing capacity on 4x2 Hi-Rider and 4x4 models when fitted with a Genuine Ford Tow pack and accessory Tow Ball. Subject to state and territory towing regulations. 2. 1,450kg payload available on 4x2 XL Single Cab Chassis Hi-Rider 2.2L Diesel manual only. Please refer to specification table for all other models payload details.



Ranger 4x4 XLT Double Cab interior shown with optional technology pack and auto transmission. Overseas model shown.



Ranger Wildtrak 4x4 Double Cab interior shown.

## COMFORT OUT OF YOUR COMFORT ZONE

The 2015 Ranger's interior is durable, spacious, and has been crafted for a quieter ride. Giving you a Ranger that's more comfortable, more functional, and helps keep you in command.

**A dual TFT instrument cluster** in XLT and Wildtrak models displays vehicle information – from performance to navigation to entertainment, it's all there on a low-glare, high-quality flat screen.

**Stretch Out.** The legroom in our Double Cabs makes life more comfortable for your passengers.

**A laptop-sized glovebox** helps you store the essentials for staying connected on the go.

**Hello. Goodbye. Enjoy the ride.** The Ranger Wildtrak ambient lighting system<sup>1</sup> illuminates to welcome you when you enter the vehicle, and helps you see more when you exit. You can even choose between seven ambient lighting colours that automatically switch on at night.

<sup>1</sup> Standard on Wildtrak model only.

## STAY CONNECTED ANYWHERE AND EVERYWHERE

**Work smarter. Play harder.** Our next generation SYNC™ 2<sup>1</sup> in Ranger XLT and Wildtrak models let's you continue to work, whilst you drive without taking your hands off the wheel or your eyes off the road. Just by saying a few simple words.

**Let your fingers do the talking.** View vehicle information on the new, 8-inch LCD touchscreen.<sup>1</sup>

**Keep on track with Satellite Navigation<sup>1</sup>** Listen to real-time traffic condition updates, voice-guided directions, and view detailed maps on the 8-inch touchscreen.

**Connect more devices in more ways** with SYNC™ 2's Media Hub.<sup>2</sup> Use the USB ports to access your music and photos.

**Turn Ranger into a WiFi® hotspot.<sup>1</sup>** Connect your WiFi®-enabled smartphone to SYNC™ 2 to create an Internet access point for everyone in the car.



SATELLITE  
NAVIGATION



TALK



WIFI  
HOTSPOT



ENTERTAINMENT

1. SYNC™ 2 with 8 inch touchscreen, Satellite Navigation and WiFi hotspot standard on XLT and Wildtrak. SYNC™ standard on all other models. For SYNC™ compatibility visit [www.ford.com.au/sync](http://www.ford.com.au/sync) 2. Driving while distracted can result in loss of vehicle control. Only use SYNC™ even with voice commands, when it is safe to do so. Some features may be locked out while the vehicle is in gear. Not all features are compatible with all phones.



Ranger Wildtrak 4x4 shown in Pride Orange. Overseas model shown.

# YOUR OFF-ROAD OFFICE

When your truck doubles as your office, a functional design makes all the difference. The smarter 2015 Ranger range delivers functional features designed to conquer any challenge.

**Park with confidence.** Whether reversing into a tight parking spot or hitching up a trailer, the Rear Camera<sup>1</sup> available on XLT and Wildtrak models gives you the ability to position yourself exactly where you want it. Combined with parking sensors,<sup>2</sup> which give an audible and visible warning to alert you to nearby objects, you can park almost anywhere.

**Do more. Wherever you are.** A 230V power inverter<sup>3</sup> in Ranger's super and double cab models powers your electrical equipment, wherever the job finds you.

**See more at night** in your rear tray when loading and unloading, with a new load box illumination lights.<sup>4</sup>

**Auto headlamps** come on automatically when there's not enough ambient light.



1. Rear view camera standard on Wildtrak and included with optional technology pack on XLT. 2. Rear park assist standard on XLT and Wildtrak models. Front park assist standard on Wildtrak models only. 3. Super and Double Cab models only. Not available in XL Plus models. 4. Standard on pick-up models excluding XL Plus.



Ranger Wildtrak 4x4 shown in Pride Orange. Overseas model shown



## BUILT TOUGH BUILT SMART

Ranger is packed full of safety and driver assist features that keep you in control.

**Engineered for Safety.** Tough needs to be backed up by common sense safety, which the Ranger is engineered to deliver across the range. With six airbags – including seat side and curtain airbags – along with a reinforced safety cell, the Ranger helps make every journey a safer one.

**Control where you need it most.** You can drive with greater confidence and peace of mind with Ranger's Dynamic Stability Program which includes the following intelligent driver assist features:

**Roll-Over Mitigation** reduces the risk of getting into a roll-over situation.

**Hill Launch Assist** helps you pull away on steep inclines.

**Hill Descent Control**<sup>1</sup> helps you stay in control on steep downhill grades.

**Trailer Sway Control** provides stability and greater control when towing.

**Traction Control** maximises traction and helps you avoid wheel spin.

**Adaptive Load Control** calculates the Ranger's weight and adjusts the Dynamic Stability Control to optimise safety and driving performance.

**Emergency Brake Assist** applies maximum brake pressure in an emergency stopping situation.

<sup>1</sup>. Standard on 4x4 models only.



Ranger 4x2 XL Single Cab Pick-up shown in Cool White.

## Single Cab

This is the all-round workhorse you can always rely on. You have all the technology and comfort you want up-front and an exceptional load capability in the back.

### XL

Ford SYNC™ connectivity system with Emergency Assistance, Bluetooth®, hands free phone and voice control
AUX/USB/iPod integration
4.2" colour multi-function display
Cruise control with steering wheel mounted buttons
Adjustable Speed Limiter
Electronic Power Assisted Steering (EPAS)
Power windows and mirrors
eLocking Rear Differential (4x2 Hi-Rider and 4x4 models only)
Auto Stop-Start (4x2 Hi-Rider and 4x4 manual models only)
Dynamic Stability Control (DSC)
Emergency Brake Assist
Auto on/off headlamps
Single zone manual air conditioning
Inner and Outer tie downs on pick-up models
Driver and front passenger airbags
Front Seat side and curtain airbags
16" Steel Wheels
Load Box Illumination (Pick-up models only)

### XL Plus

Ford SYNC™ connectivity system with Emergency Assistance, Bluetooth®, hands free phone and voice control
AUX/USB/iPod integration
3.5" ice blue multi-function display
Cruise control with steering wheel mounted buttons
Electronic Power Assisted Steering (EPAS)
eLocking Rear Differential (Hi-Rider and 4x4 models only)
Dynamic Stability Control (DSC)
Emergency Brake Assist
Auto on/off headlamps
Single zone manual air conditioning
Daytime running lights
Heavy Duty canvas seat covers
Plastic Side Steps
Towbar
17" Steel Wheels with all-terrain tyres
Expanded wiring harness with 4-switch auxiliary bezel
Second battery





Ranger 4x2 XLT Super Cab Pick-up Hi-Rider shown in Metropolitan Grey.

## Super Cab

The Super Cab is super-roomy, with two conventional front doors and two rear panel doors that open to the rear, and without a fixed B-pillar, you have easy access to the rear of the cab and the space behind the front seats.

### XL

Ford SYNC™ connectivity system with Emergency Assistance, Bluetooth®, hands free phone and voice control
AUX/USB/iPod integration
4.2" colour multi-function display
Cruise control with steering wheel mounted buttons
Adjustable Speed Limiter
Electronic Power Assisted Steering (EPAS)
Power windows and mirrors
eLocking Rear Differential (4x2 Hi-Rider and 4x4 models only)
Auto Stop-Start (4x2 Hi-Rider and 4x4 manual models only)
Dynamic Stability Control (DSC)
Emergency Brake Assist
Auto on/off headlamps
Single zone manual air conditioning
230V power inverter
12V auxiliary power socket
Load Box Illumination (Pick-up models only)
Inner and Outer tie downs on pick-up models
Driver and front passenger airbags
Side Front seat and front side curtain airbags
16" Steel Wheels

### XLT Includes XL features plus:

Ford SYNC™ 2 with voice controlled Sat Nav
Mobile WiFi Hotspot
DAB Radio
8" colour touch screen
Rear Park Sensors
Rain sensing wipers
Projector Headlamps
Tyre Pressure Monitoring System
Dual Zone climate control
230V power inverter and 12V auxiliary power socket
Bedliner with 12V socket
Load Box Illumination in Chrome Sports Bar
Cooled Centre Console
Towbar
17" Alloy Wheels
Privacy Glass
Heated exterior mirrors
Electrochromatic rear view mirror
Dual colour 4.2" instrumentation screens
<b>Available in XLT option Technology pack:</b>
Adaptive Cruise control with Forward Collision Alert
Lane Keep Assist
Lane Departure Warning
Rear View Camera





Ranger 4x4 XLS Double Cab Pick-up shown in True Red

## Double Cab

With car-like comfort and a cabin large enough to comfortably seat up to 5 people, every Double Cab Ranger model takes you from weekday to weekend with ease.

### XL

- Ford SYNC™ connectivity system with Emergency Assistance, Bluetooth®, hands free phone and voice control
- AUX/USB/iPod integration
- 4.2" colour multi-function display
- Cruise control with steering wheel mounted buttons
- Adjustable Speed Limiter
- Electronic Power Assisted Steering (EPAS)
- Power windows and mirrors
- eLocking Rear Differential (4x2 Hi-Rider and 4x4 models only)
- Auto Stop-Start (4x2 Hi-Rider and 4x4 manual models only)
- Dynamic Stability Control (DSC)
- Emergency Brake Assist
- Auto on/off headlamps
- Single zone manual air conditioning
- 230V power inverter and 12V auxiliary power socket
- Load Box Illumination (on pick-up models only)
- Inner and Outer tie downs on pick-up models
- Driver and front passenger airbags
- Side Front seat and front side curtain airbags
- 16" Steel Wheels

### XL Plus

- SYNC™ connectivity system with Emergency Assistance, Bluetooth®, hands free phone and voice control
- AUX/USB/iPod integration
- 3.5" ice blue multi-function display
- Cruise control with steering wheel mounted buttons
- Electronic Power Assisted Steering (EPAS)
- eLocking Rear Differential (4x2 Hi-Rider and 4x4 models only)
- Dynamic Stability Control (DSC)
- Emergency Brake Assist
- Single zone manual air conditioning
- Inner and Outer tie downs on pick-up models
- Daytime running lights
- Heavy Duty canvas seat covers
- Plastic Side Steps
- Towbar
- 17" Steel Wheels with all-terrain tyres
- Expanded wiring harness with 4-switch auxiliary bezel
- Second battery

### XLS Includes XL features plus:

- Alloy wheels
- Floor coverings – carpet
- Front Floor mat – driver's side only
- Fog Lights

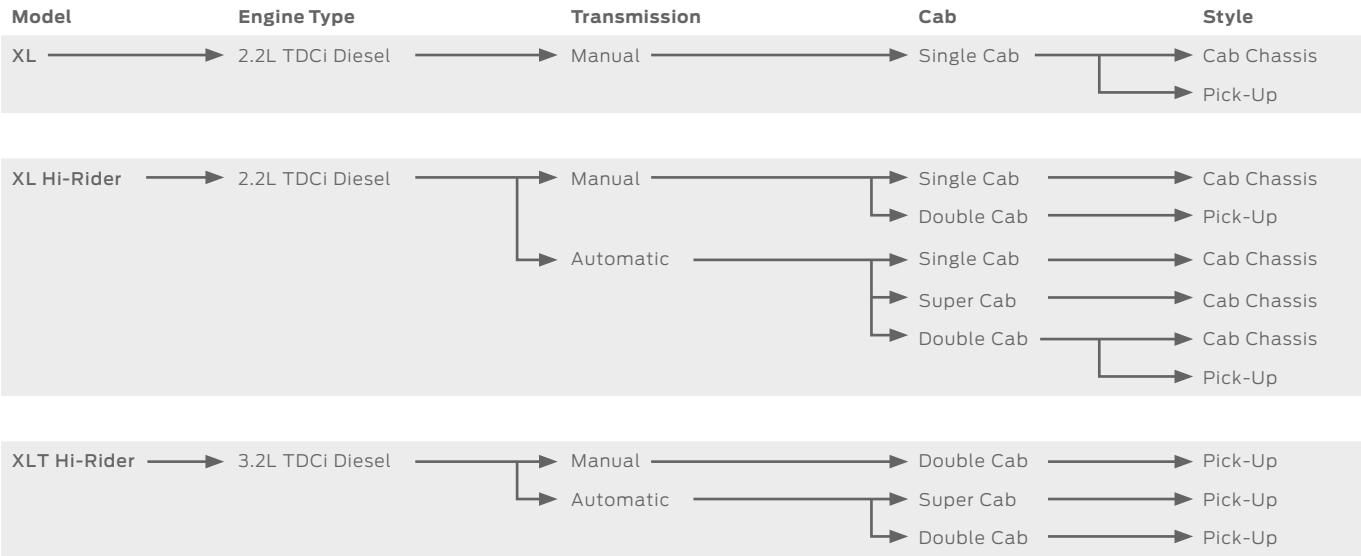
### XLT Includes XL features, plus:

- Ford SYNC™ 2 with voice controlled Sat Nav
- Mobile WiFi Hotspot
- DAB Radio
- 8" colour touch screen
- Rear Park Sensors
- Rain sensing wipers
- Projector Headlamps
- Tyre Pressure Monitoring System
- Dual Zone climate control
- 230V power inverter and 12V auxiliary power socket
- Bedliner with 12V power socket
- Load Box Illumination in Chrome Sports Bar
- Cooled Centre Console
- Plastic Side Steps
- Towbar
- 17" Alloy Wheels
- Electrochromatic rear view mirror
- Heated exterior mirrors
- Illuminated vanity mirrors
- Dual colour 4.2" instrumentation screens
- Privacy Glass
- Available in XLT technology option pack:**
  - Adaptive Cruise control with Forward Collision Alert
  - Lane Keep Assist
  - Lane Departure Warning
  - Rear View Camera

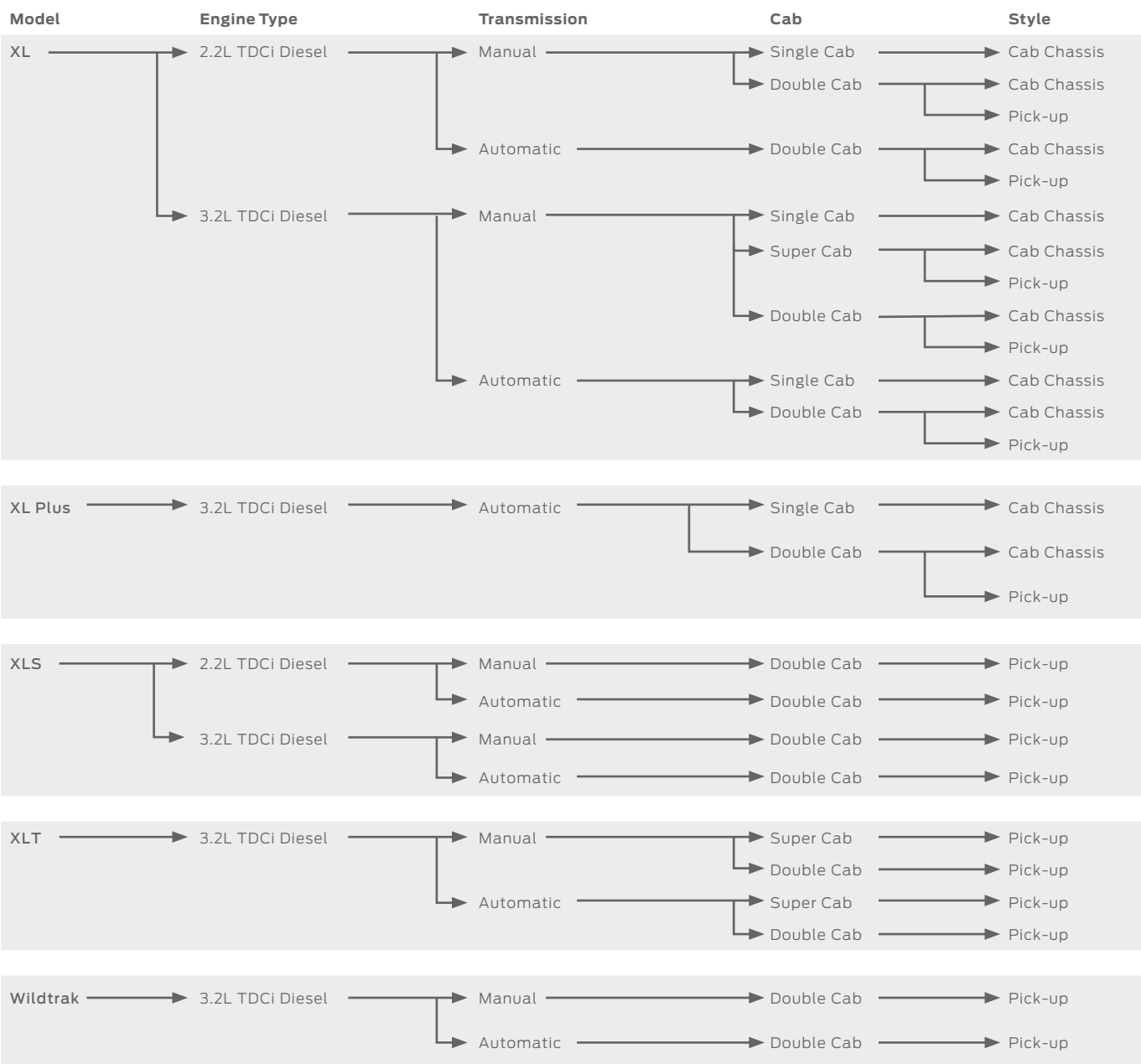
### Wildtrak Includes XLT features plus:

- Rear View Camera as standard
- Front Parking Sensors
- Heated Front seats
- Roof Rails
- Roller Shutter
- Puddle Lamps
- Ambient Lighting
- Available in Wildtrak Technology option pack:**
  - Adaptive Cruise control with Forward Collision Alert
  - Lane Keep Assist
  - Lane Departure Warning

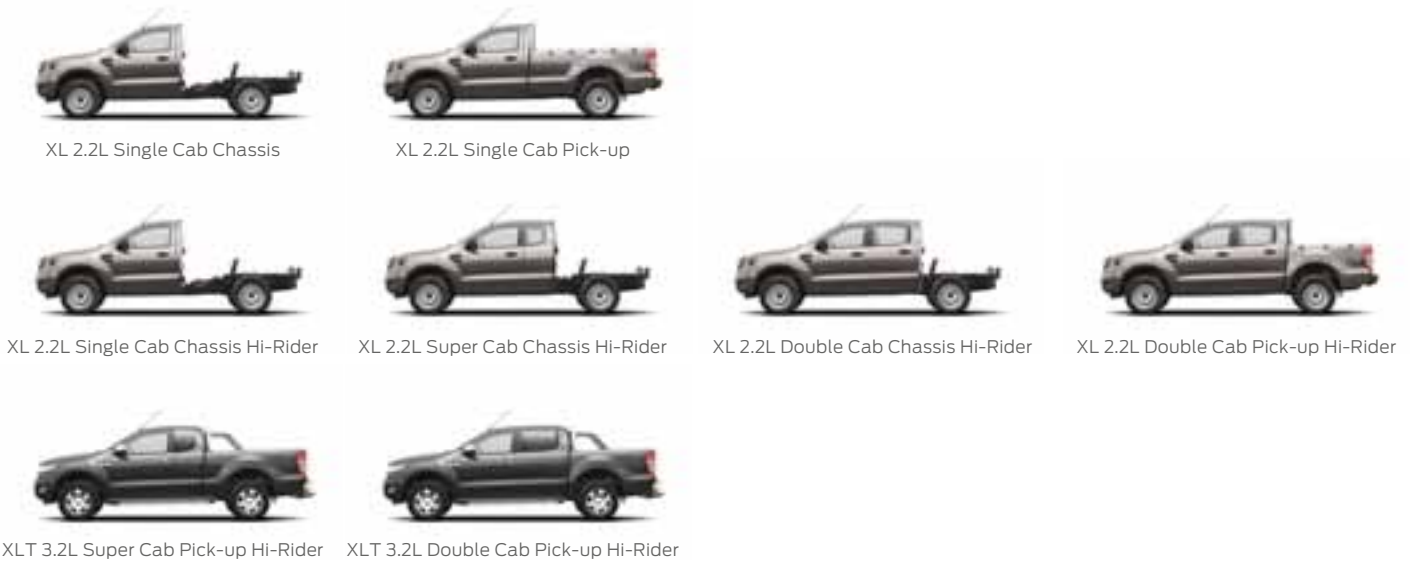
4X2 Models




4X4 Models



4X2 Models



4X4 Models



Ranger Colours

Make the Ranger your own. With a great range of stylish colours and trims, you can customise your Ranger so it's just right for you.



XL in Black Mica\*



XLT in Aurora Blue\*\*



XLT in Aluminium Silver\*



XLT in Metropolitan Grey\*



XLT in Cool White



XLS in True Red^



Wildtrak in Pride Orange\*\*

Model & Colour Availability

	XL	XL Plus	XLS	XLT	Wildtrak
Black Mica	✓	✓	✓	✓	✓
Aurora Blue	✓	✓	✓	✓	–
Aluminium Silver	✓	✓	✓	✓	✓
Metropolitan Grey	✓	✓	✓	✓	✓
Cool White	✓	✓	✓	✓	✓
True Red	✓	✓	✓	✓	–
Pride Orange	–	–	–	–	✓

Interior Trims



XL/ XL Plus/ XLS  
Circuit Fabric in Ebony trim seats, with Pulse Fabric in Ebony bolsters.



XLT  
Penta Fabric in Ebony trim seats, with Catalyst Fabric in Ebony bolsters.



Wildtrak  
Caliber Fabric in Trak Orange trim seats, with Journey Grain Leather in Ebony bolsters.

Wheels

XL wheel

4x2 XL  
Wheel: 16"x 6.5" steel  
Tyre: P215/70 R16  
Spare Wheel: 16" x 6.5" steel  
4x2 XL Hi-Rider, 4x4 XL  
Wheel: 16" x 7.0" steel  
Tyre: P255/70 R16  
Spare Wheel: 16" x 7" steel  
4x4 XL Plus  
Wheel: 17" x 7.5" steel  
Tyre: P265/65 R17  
Spare Wheel: 17" x 7.5" steel



XLS wheel

4x4 XLS  
Wheel: 16" x 7.0" alloy  
Tyre: P255/70 R16  
Spare wheel: 16" x 7.0" steel



XLT wheel

4x2 XLT Hi-Rider  
Wheel: 17" x 8.0" alloy  
Tyre: P265/65 R17  
Spare wheel: 17" x 7.5" steel  
4x4 XLT  
Wheel: 17" x 8.0" alloy  
Tyre: P265/65 R17  
Spare wheel: 17" x 7.5" steel



Wildtrak wheel

4x4 Wildtrak  
Wheel: 18" x 8.0" alloy  
Tyre: P265/60 R18  
Spare wheel: 18" x 8.0" alloy



\*Prestige paint is an option that incurs an additional charge. #Pride Orange exclusive to Wildtrak. ^Colour not available on Wildtrak.

**Note:** All spare wheel tyres match vehicle model road tyres.

Personalise your Ranger. The choice is yours.

The Ford Vehicle Personalisation accessory range lets you personalise your Ranger to perfectly suit your needs.



Ranger XLT shown fitted with Bull bar, Snorkel and Bonnet Protector.



**Aeroklas canopy.** This rear hatch canopy increases your storage space and provides secure storage for your valuable equipment and tools.



**EGR soft tonneau cover.** Helps protect equipment and valuables from rain and dust.



**Nudge bar.** Tested to Ford's stringent engineering and safety standards, this nudge bar helps protect the front end of the vehicle.



**EGR hard tonneau cover.**<sup>3</sup> Helps to keep your valuable equipment and tools secure. Features a single point push button system for easy locking.

	XL	XL Plus	XLS	XLT	Wildtrak
<b>Exterior Styling</b>					
Alloy Wheels 16 <sup>3</sup> .	A	A	-	-	-
Alloy wheel nut locking set	A	A	A	A	A
EGR Fender Flares <sup>1</sup> .	A	A	A	A	A
Side Steps	A	S	A	S	S
Snorkel <sup>4</sup> .	A	A	A	A	A
Sports Bar	A	A	A	S	-
<b>Exterior Protection</b>					
Bonnet Protector	A	A	A	A	A
Bull Bar Steel	A	A	A	A	A
Headlamp Guards	A	A	A	A	A
Nudge Bar	A	A	A	A	A
Aeroklas Pick Up Box Bedliners Overrail Pick Ups <sup>1</sup> .	A	A	A	-	-
Pick Up Box Bedliners Underrail – Super and Double Cab Pick Ups	A	A	A	S	S
Road Gear Pick Up Box Floor Liner Super and Double Cab Pick Ups <sup>1</sup> .	A	A	A	-	-
Pick Up Box Bedrail Covers Double Cab Pick Ups	A	A	A	A	-
Pick Up Box Tailgate liner Pick Ups	A	A	A	S	S
Lumen Pick Up Box Illumination Pick Ups <sup>1</sup> .	A	A	A	S	S
Spare Tyre Lock Kit	A	A	A	A	A
Weathershields Slimline	A	A	A	A	A
<b>Interior Styling and Protection</b>					
Leather Gear Knob Manual Transmissions	A	A	A	S	S
All Weather Floor Mats Super and Double Cabs	-	-	A	A	A
Carpet Mats Super and Double Cabs	-	-	A	A	S
Scuff Plates Super and Double Cabs	A	A	A	A	A
Canvas Seat Covers	A	A	A	A	A
Smokers Pack	A	A	A	A	A
<b>Towing, Carrying and Outdoors</b>					
Lumen 12v Power Sockets – Pick Ups <sup>1</sup> .	A	A	A	S	S
Alloy Tray Cab Chassis <sup>1</sup> .	A	A	-	-	-
Aeroklas Canopies Super and Double Cab Pick Ups <sup>1</sup> .	A	A	A	A	A
Aeroklas Canopy Cargo anti-theft Protection <sup>1</sup> .	A	A	A	A	A
Aeroklas Canopy Carry Bars <sup>1</sup> .	A	A	A	A	A
Aeroklas Cargo Boxes Pick Up Cabs <sup>2 1</sup> .	A	A	A	A	A
Rola Carry Bars <sup>1</sup> .	A	A	A	A	A
Rhino Rack Awnings and Tents <sup>1</sup> .	A	A	A	A	A
Rhino Rack LED Lighting Kits for Awnings <sup>1</sup> .	A	A	A	A	A
Rhino Rack Wheel Step <sup>1</sup> .	A	A	A	A	A
Aeroklas Tailgate Dust Reduction Kit Pick Ups <sup>1</sup> .	A	A	A	A	-
EGR Tonneau Covers Hard 1 or 3 Piece Double Cab Pick Ups <sup>1</sup> .	A	A	A	A	-
EGR Tonneau Covers Soft Pick Ups <sup>1</sup> .	A	A	A	A	
Towpack	A	S	A	S	S
Oricom UHF CB Radios <sup>1</sup> .	A	A	A	A	A

S = Standard. A = Accessory that can be added at any time. O = Optional. – = Not available.

1. This accessory is a Supplier Branded Accessory and is not manufactured or Warranted by Ford. The warranty is provided by the manufacturer of the accessory. The information in this document relating to the accessory is based on information provided by the accessory manufacturer. Contact your authorised Ford Dealer for details of the accessory manufacturer's warranty applicable to this accessory. 2. For use in conjunction with bedliners. 3. Wheels and tyres sold separately. 4. Due late 2015.

4x2 Specifications and Options

Model	XL Single C/C 2.2 Diesel	XL Single C/C HR 2.2 Diesel <sup>1</sup>	XL Single P/U 2.2 Diesel	XL Super C/C HR 2.2 Diesel	XLT Super P/U HR 3.2 Diesel	XL Double C/C HR 2.2 Diesel	XL Double P/U HR 2.2 Diesel <sup>1</sup>	XLT Double P/U HR 3.2 Diesel
<b>Safety, Security &amp; Driver Assistance</b>								
3 point lap sash seat belt – All positions	S	S	S	S	S	S	S	S
Adaptive Cruise Control with Forward Collision Alert	-	-	-	-	P	-	-	P
Adjustable Speed Limiter	S	S	S	S	S	S	S	S
Airbags – Driver and front passenger	S	S	S	S	S	S	S	S
Airbags – Front seat side	S	S	S	S	S	S	S	S
Airbags – Side curtain	S	S	S	S	S	S	S	S
Alarm with perimeter, interior motion and vehicle inclination sensors	S	S	S	S	S	S	S	S
Beltminder™ – Driver and front passenger	S	S	S	S	S	S	S	S
Cruise Control with steering wheel mounted buttons	S	S	S	S	S	S	S	S
Driver Impairment Monitor	-	-	-	-	P	-	-	P
Emergency Assistance	S	S	S	S	S	S	S	S
Hill Descent Control	-	-	-	-	-	-	-	-
Lane Departure Warning with Lane Keep Assist	-	-	-	-	P	-	-	P
eLocking Rear Differential	-	S	-	S	S	S	S	S
MyKey®	-	-	-	-	S	-	-	S
Park Sensors – Front	-	-	-	-	-	-	-	-
Park Sensors – Rear	-	-	-	-	S	-	-	S
Rear View Camera	-	-	-	-	P	-	-	P
Remote keyless entry – 1 Fob	S	S	S	S	S	S	S	S
Remote keyless entry – 2 Fob	-	-	-	-	S	-	-	S
Tyre pressure monitoring system	-	-	-	-	S	-	-	S
Volumetric Alarm with Battery Backup system	S	S	S	S	S	S	S	S
Dynamic Stability Control (DSC) incorporating ABS • Hill Launch Assist • Trailer Sway Control • Load Adaptive Control • Emergency Brake Assist • Roll Over Mitigation Emergency brake light • Traction Control System								
<b>Comfort and Convenience</b>								
2 child seat upper anchorage points	-	-	-	S	S	S	S	S
2 front auxillary 12V power outlets	S	S	S	S	S	S	S	S
230V inverter in rear console	-	-	-	S	S	S	S	S
Ambient Lighting	-	-	-	-	-	-	-	-
Auto on/off headlamps	S	S	S	S	S	S	S	S
Centre Console – double lid with 2 cupholders & coin storage	S	S	S	S	S	S	S	S
Climate Control Dual Zone	-	-	-	-	S	-	-	S
Climate Control Single Zone manual	S	S	S	S	-	S	S	-
Cooled Console	-	-	-	-	S	-	-	S
Dual colour 4.2" Instrumentation screens	-	-	-	-	S	-	-	S
Electrochromatic Rear View Mirror	-	-	-	-	S	-	-	S
Expanded wiring harness with 4-switch auxillary bezel	-	-	-	-	-	-	-	-
Floor Coverings – Carpet	-	-	-	-	S	-	-	S
Floor Coverings – Vinyl	S	S	S	S	-	S	S	-
Floor Mats – Driver only	-	-	-	-	S	-	-	S
Floor Mats Wildtrak – All positions	-	-	-	-	-	-	-	-
Leather wrapped steering wheel & gear knob	-	-	-	-	S	-	-	S
Manual Day/Night Inside Rear View Mirror	S	S	S	S	-	S	S	-
Power Front Windows (Auto Driver)	S	S	S	S	S	S	S	S
Power Rear Windows	-	-	-	-	-	S	S	S
Rain Sensing Windscreen Wipers	-	-	-	-	S	-	-	S
Rear auxillary 12V power outlet	-	-	-	-	S	-	-	S
Rear Window Defrost	-	-	-	S	S	S	S	S
Second battery	-	-	-	-	-	-	-	-
<b>Audio And Communication</b>								
3.5" Ice Blue Multi-Function Display	-	-	-	-	-	-	-	-
4.2" Colour Multi-Function Display	S	S	S	S	-	S	S	-
8" Colour Touch Screen	-	-	-	-	S	-	-	S
4 Speakers (2 Tweeters, 2 Woofers)	S	S	S	-	-	-	-	-
6 Speakers (2 Tweeters, 4 Woofers)	-	-	-	S	S	S	S	S
AM/FM Stereo Radio	S	S	S	S	S	S	S	S
AUX/USB/iPod integration <sup>2</sup>	S	S	S	S	S	S	S	S
Bluetooth® with Voice Control <sup>3</sup>	S	S	S	S	S	S	S	S
DAB Radio	-	-	-	-	S	-	-	S
Mobile WiFi Hotspot	-	-	-	-	S	-	-	S
Satellite Navigation with Traffic Management Channel <sup>4</sup>	-	-	-	-	S	-	-	S
Single CD Player (MP3 compatible)	S	S	S	S	S	S	S	S
SYNC™ <sup>5</sup>	S	S	S	S	-	S	S	-
SYNC™ <sup>2</sup> <sup>5</sup>	-	-	-	-	S	-	-	S
<b>Exterior</b>								
Exterior Mirrors – Black	S	S	S	S	-	S	S	-
Exterior Mirrors – Body Colour	-	-	-	-	S	-	-	S
Exterior Mirrors – Monument Grey	-	-	-	-	-	-	-	-
Exterior Mirrors: Power Adjustable, Power Folding, Heated, Turn Indicator	-	-	-	-	S	-	-	S
Exterior Mirrors: Power Adjustable, Power Folding, Heated, Turn Indicator, Puddle Lamps	-	-	-	-	-	-	-	-
Front and Rear Mud Flaps	S	S	S	S	S	S	S	S
Front and Rear Bumper <sup>6</sup> – Black	-	-	-	-	-	-	-	-
Front Bumper – Body Colour	S	S	S	S	S	S	S	S
Front Fog Lamps	-	-	-	-	S	-	-	S
Grille – Black	S	S	S	S	-	S	S	-
Grille – Chrome	-	-	-	-	S	-	-	S
Grille – London Grey	-	-	-	-	-	-	-	-
Grille, Door Handle, Front Bumper Insert and Rear Bumper <sup>6</sup> – Monument Grey	-	-	-	-	-	-	-	-

1. Manual model available from August 2016. 2. iPod is a registered trademark of Apple Inc. and is used under licence. Connection cables sold separately. 3. Bluetooth® is a registered trademark of Bluetooth SIG Inc., and is used under licence. Customers should consult their Ford Dealer on the ability of their mobile phone handset to integrate with the Bluetooth® system prior to making a purchase decision. 4. Traffic information is provided through an arrangement with Intellematics Australia Pty Ltd. Traffic information is based on data provided with the permission of one or more third parties. Should Ford's arrangement with Intellematics Australia Pty Ltd cease for any reason, the ongoing provision of traffic information cannot be guaranteed.

4x2 Specifications and Options

Model	XL Single C/C 2.2 Diesel	XL Single C/C HR 2.2 Diesel <sup>1</sup>	XL Single P/U 2.2 Diesel	XL Super C/C HR 2.2 Diesel	XLT Super P/U HR 3.2 Diesel	XL Double C/C HR 2.2 Diesel	XL Double P/U HR 2.2 Diesel <sup>1</sup>	XLT Double P/U HR 3.2 Diesel
<b>Exterior</b> continued								
Plastic Side Steps	-	-	-	-	-	-	-	-
Plastic Side Steps with Bright Inserts	-	-	-	-	S	-	-	S
Plastic Side Steps with Brushed Inserts	-	-	-	-	-	-	-	-
Prestige paint <sup>7</sup>	O	O	O	O	O	O	O	O
Privacy Glass	-	-	-	-	S	-	-	S
Projector headlamps	-	-	-	-	S	-	-	S
Rear Bumper – Body Colour <sup>6</sup>	S	S	S	S	-	S	S	-
Rear Bumper – Chrome Steel <sup>6</sup>	-	-	-	-	S	-	-	S
Sports Bar Chrome Tubular	-	-	-	-	S	-	-	S
Sports Bar Wildtrak	-	-	-	-	-	-	-	-
Tailgate Handle – Chrome	-	-	-	-	S	-	-	S
Tailgate Handle – Monument Grey	-	-	-	-	-	-	-	-
Tailgate lock manual	-	-	-	-	S	-	-	S
Tow Bar	-	-	-	-	S	-	-	S
<b>Seating</b>								
4-way manual driver seat adjustment with lumbar support	S	S	S	S	S	S	S	S
8-way power driver seat adjustment with lumbar support	-	-	-	-	-	-	-	-
Front Bucket Seats	S	S	S	S	S	S	S	S
Heated front seats	-	-	-	-	-	-	-	-
Heavy duty canvas seat covers	-	-	-	-	-	-	-	-
Leather accented seats	-	-	-	-	-	-	-	-
<b>Factory Fitted Options</b>								
Automatic Transmission	-	O	-	S	S	S	O	O
Steel Bull Bar	-	-	-	-	-	-	-	-
XLT Tech Pack (Inc. Reverse Camera, Adaptive Cruise Control with Forward Collision Alert, Driver Impairment Monitor, Automatic High Beam Control, Lane Keep Assist & Lane Departure Warning)	-	-	-	-	O	-	-	O
<b>Vehicle Masses<sup>8</sup></b>								
Front Axle Load (Maximum) (kg)	1325	1480	1325	1480	1480	1480	1480	1480
Gross Combined Mass Inc. Braked trailer (kg)	5425	6000	5425	6000	6000	6000	6000	6000
GVM (kg)	2925	3200	2925	3200	3200	3200	3200	3200
Kerb Weight (kg)	1721	1749	1863	1823	2098	1883	1995	2132
Payload (kg)	1200	1450	1060	1375	1100	1315	1200	1065
Rear Axle Load (Maximum) (kg)	1755	1850	1755	1850	1850	1850	1850	1850
<b>Exterior Body and Box Elements</b>								
Bedliner with 12V socket	-	-	-	-	S	-	-	S
Inner Tie Downs	-	-	S	-	S	-	S	S
Load Box Illumination	-	-	-	-	S	-	-	S
Load Rest	-	-	S	-	-	-	S	-
Outer Tie Downs	-	-	S	-	-	-	S	-
Roller shutter	-	-	-	-	-	-	-	-
<b>Pick-up Box Dimensions (mm)</b>								
Length – at floor	-	-	2317	-	1847	-	1549	1549
Length – top of box	-	-	2253	-	1783	-	1485	1485
Pick-up Box Height – at centreline of axle	-	-	511	-	511	-	511	511
Pick-up Box Height – floor height to ground	-	-	723	-	840	-	835	835
Width – between wheelhouses	-	-	1139	-	1139	-	1139	1139
Width – pick-up box	-	-	1560	-	1560	-	1560	1560
Width of rear opening	-	-	1330	-	1330	-	1330	1330
<b>Exterior Dimensions (mm)</b>								
Overall height	1703	1800	1703	1804	1821	1815	1815	1821
Overall width (exterior mirrors extended)	2163	2163	2163	2163	2163	2163	2163	2163
Overall width (exterior mirrors folded)	1977	1977	1977	1977	1977	1977	1977	1977
Overall width (excluding mirrors)	1860	1860	1860	1860	1860	1860	1860	1860
Overall length (with rear bumper where fitted, no bull bar)	5113	5113	5362	5113	5355	5113	5362	5355
Front overhang	908	908	908	908	908	908	908	908
Rear overhang	985	985	1234	985	1226	985	1234	1226
Front track, rear track	1590	1560	1590	1560	1560	1560	1560	1560
Wheelbase	3220	3220	3220	3220	3220	3220	3220	3220
Ground clearance (unladen, mm)	201	232	201	232	237	232	232	237
Wading depth (mm)	600	800	600	800	800	800	800	800
Approach angle (unladen, degrees)	22	28	22	28	29	28	28	29
Departure angle (unladen, degrees) measured to:								
a) rear bumper on XL Pick-up models,	24	28	17	24	21	28	27	21
b) spare tyre on XL Cab Chassis models,								
c) tow bar on XLT and Wildtrak models								
Ramp breakover angle (degrees)	17	24	17	24	25	24	24	25
Turning circle (kerb to kerb)	11.9	12.7	11.9	12.7	12.7	12.7	12.7	12.7
<b>Interior Dimensions (mm)</b>								
2nd row headroom	-	-	-	938	938	986	986	986
2nd row legroom	-	-	-	796	796	902	902	902
2nd Row Shoulder Room	-	-	-	1400	1400	1430	1430	1430
Front headroom	1024	1024	1024	1024	1024	1022	1022	1022
Front legroom	1058	1058	1058	1058	1058	1058	1058	1058
Front shoulder room	1440	1440	1440	1440	1440	1440	1440	1440

S = Standard. O = Factory Option that can be ordered before a vehicle is manufactured. A = Accessory that can be added at any time. P = Part of a pack. – = Not available.

5. For SYNC™ compatibility, visit the [www.ford.com.au/sync](http://www.ford.com.au/sync) 6. Rear bumper body colour, excludes rear bumper sensor device. 7. Prestige paint is an option that incurs an additional charge. 8. Kerb weight and payload values quoted are based on vehicle certification data and are subject to variation. When loading vehicles, it is the operator's responsibility to ensure: weight of fully loaded vehicle does not exceed GVM. Front and rear individual axle load limits are not individually exceeded. The combined weight of the fully loaded vehicle (including tow ball download when towing) and trailer does not exceed the GCM. Compliance with State and Territory towing regulations. Payload is the combined value of occupants, luggage, cargo, added options, accessories, added structures and tow ball download (when towing). Kerb Mass includes the vehicle with a full tank of fuel and all standard equipment without occupants. Additional weights of optional features, occupants, luggage, cargo, accessories, added structures and tow ball download (when towing) must be taken into account when calculating kerb weight and payload.

4x4 Specifications and Options

Model	XL Single C/C 2.2D/3.2D	XL Plus Single C/C 3.2 D	XL Super C/C 3.2D	XL Super P/U 3.2D	XLT Super P/U 3.2 D	XL Double C/C 2.2D/3.2D	XL Plus Double C/C 3.2 D	XL Double P/U 2.2D/3.2D	XL Plus Double P/U 3.2 D	XLS Double P/U 2.2D/3.2D	XLT Double P/U 3.2D	Wildtrak Double P/U 3.2D
<b>Safety, Security &amp; Driver Assistance</b>												
3 point lap sash seat belt – All positions	S	S	S	S	S	S	S	S	S	S	S	S
Adaptive Cruise Control with Forward Collision Alert <sup>1</sup>	-	-	-	-	P	-	-	-	-	-	P	S
Adjustable Speed Limiter	S	-	S	S	S	S	-	S	-	S	S	S
Airbags – Driver and front passenger	S	S	S	S	S	S	S	S	S	S	S	S
Airbags – Front seat side	S	S	S	S	S	S	S	S	S	S	S	S
Airbags – Side curtain	S	S	S	S	S	S	S	S	S	S	S	S
Alarm with perimeter, interior motion and vehicle inclination sensors	S	S	S	S	S	S	S	S	S	S	S	S
Beltminder™ – Driver and front passenger	S <sup>1</sup>	S <sup>1</sup>	S	S	S	S	S	S	S	S	S	S
Cruise Control with steering wheel mounted buttons	S	S	S	S	S	S	S	S	S	S	S	S
Driver Impairment Monitor	-	-	-	-	P	-	-	-	-	-	P	P
Emergency Assistance <sup>2</sup>	S	S	S	S	S	S	S	S	S	S	S	S
Hill Descent Control	S	S	S	S	S	S	S	S	S	S	S	S
Lane Departure Warning with Lane Keep Assist <sup>3</sup>	-	-	-	-	P	-	-	-	-	-	P	P
eLocking Rear Differential	S	S	S	S	S	S	S	S	S	S	S	S
MyKey®	-	-	-	-	S	-	-	-	-	-	S	S
Park Sensors – Front	-	-	-	-	-	-	-	-	-	-	-	S
Park Sensors – Rear	-	-	-	-	S	-	-	-	-	-	S	S
Rear View Camera	-	-	-	-	P	-	-	-	-	-	P	S
Remote keyless entry – 1 Fob	S	S	S	S	S	S	S	S	S	S	S	S
Remote keyless entry – 2 Fob	-	-	-	-	S	-	-	-	-	-	S	S
Tyre pressure monitoring system	-	-	-	-	S	-	-	-	-	-	S	S
Volumetric Alarm with Battery Backup system	S	S	S	S	S	S	S	S	S	S	S	S
Dynamic Stability Control (DSC) incorporating ABS • Hill Launch Assist • Trailer Sway Control • Load Adaptive Control • Emergency Brake Assist • Roll Over Mitigation Emergency brake light • Traction Control System												
<b>Comfort and Convenience</b>												
2 child seat upper anchorage points	-	-	S	S	S	S	S	S	S	S	S	S
2 front auxillary 12V power outlets	S	S	S	S	S	S	S	S	S	S	S	S
230V inverter in rear console	-	-	S	S	S	S	-	S	S	S	S	S
Ambient Lighting	-	-	-	-	-	-	-	-	-	-	-	S
Auto on/off headlamps	S	S	S	S	S	S	S	S	S	S	S	S
Centre Console – double lid with 2 cupholders & coin storage	S	S	S	S	S	S	S	S	S	S	S	S
Climate Control Dual Zone	-	-	-	-	S	-	-	-	-	-	S	S
Climate Control Single Zone manual	S	S	S	S	-	S	S	S	S	S	-	-
Cooled Console	-	-	-	-	S	-	-	-	-	-	S	S
Dual colour 4.2" instrumentation screens	-	-	-	-	S	-	-	-	-	-	S	S
Electrochromatic Rear View Mirror	-	-	-	-	S	-	-	-	-	-	S	S
Expanded wiring harness with 4-switch auxillary bezel	-	S	-	-	-	-	S	-	S	-	-	-
Floor Coverings – Carpet	-	-	-	-	S	-	-	-	-	S	S	S
Floor Coverings – Vinyl	S	S	S	S	-	S	S	S	S	-	-	-
Floor Mats – Driver only	-	-	-	-	S	-	-	-	-	S	S	-
Floor Mats Wildtrak – All positions	-	-	-	-	-	-	-	-	-	-	-	S
Leather wrapped steering wheel & gear knob	-	-	-	-	S	-	-	-	-	-	S	S
Manual Day/Night Inside Rear View Mirror	S	S	S	S	-	S	S	S	S	S	-	-
Power Front Windows (Auto Driver)	S	S	S	S	S	S	S	S	S	S	S	S
Power Rear Windows	-	-	-	-	-	S	S	S	S	S	S	S
Rain Sensing Windscreen Wipers	-	-	-	-	S	-	-	-	-	-	S	S
Rear auxillary 12V power outlet	-	-	-	-	S	-	-	-	-	-	S	S
Rear Window Defrost	-	-	-	-	S	S	S	S	S	S	S	S
Second battery	-	S	-	-	-	-	S	-	S	-	-	-
<b>Audio And Communication</b>												
3.5" Ice Blue Multi-Function Display	-	S	-	-	-	-	S	-	S	-	-	-
4.2" Colour Multi-Function Display	S	-	S	S	-	S	-	S	-	S	-	-
8" Colour Touch Screen	-	-	-	-	S	-	-	-	-	-	S	S
4 Speakers (2 Tweeters, 2 Woofers)	S	S	-	-	-	-	-	-	-	-	-	-
6 Speakers (2 Tweeters, 4 Woofers)	-	S	S	S	S	S	S	S	S	S	S	S
AM/FM Stereo Radio	S	S	S	S	S	S	S	S	S	S	S	S
AUX/USB/iPod integration <sup>4</sup>	S	S	S	S	S	S	S	S	S	S	S	S
Bluetooth® with Voice Control <sup>5</sup>	S	S	S	S	S	S	S	S	S	S	S	S
DAB Radio	-	-	-	-	S	-	-	-	-	-	S	S
Mobile WiFi Hotspot	-	-	-	-	S	-	-	-	-	-	S	S
Satellite Navigation with Traffic Management Channel	-	-	-	-	S	-	-	-	-	-	S	S
Single CD Player (MP3 compatible)	S	S	S	S	S	S	S	S	S	S	S	S
SYNC™ <sup>6</sup>	S	S	S	S	-	S	S	S	S	S	-	-
SYNC™2 <sup>6</sup>	-	-	-	-	S	-	-	-	-	-	S	S
<b>Exterior</b>												
Body Mounted Indicators	-	-	-	-	S	-	-	-	-	-	S	S
Centre High Mounted Stop Light	-	-	-	S	-	-	-	S	S	S	-	-
Daytime running lamps	-	S	-	-	-	-	S	-	S	-	-	-
Door and Tailgate Handle – Black	S	S	S	S	-	S	S	S	S	S	-	-
Door Handle – Chrome	-	-	-	-	S	-	-	-	-	-	S	-
Exterior Mirrors – Black	S	S	S	S	-	S	S	S	S	-	-	-
Exterior Mirrors – Body Colour	-	-	-	-	S	-	-	-	-	S	S	-
Exterior Mirrors – Monument Grey	-	-	-	-	-	-	-	-	-	-	-	S
Exterior Mirrors: Power Adjustable, Power Folding, Heated, Turn Indicator	-	-	-	-	S	-	-	-	-	-	S	-
Exterior Mirrors: Power Adjustable, Power Folding, Heated, Turn Indicator, Puddle Lamps	-	-	-	-	-	-	-	-	-	-	-	S
Front and Rear Mud Flaps <sup>7</sup>	S	-	S	S	S	S	-	S	-	S	S	S
Front and Rear Bumper – Black	-	S	-	-	-	-	S	-	S	-	-	-
Front Bumper – Body Colour	S	-	S	S	S	S	-	S	-	S	S	S
Front Fog Lamps	-	-	-	-	S	-	-	-	-	S	S	S

1. Driver-assistance features are supplemental and do not replace the driver's judgement. Function may not operate in some driving and road conditions or adverse weather. May help avoid or minimise impact of a collision. 2. In the event of a crash which deploys an airbag or activates the fuel pump shut off, Emergency Assistance can use a mobile phone to dial emergency services. 3. Driver-assistance features are supplemental and do not replace the driver's judgement. Function may not operate in some driving and road conditions or adverse weather. Uses sensors. Operates at speeds over 65km/h on multi-lane roads with clearly visible lane markings. 4. iPod is a registered trademark of Apple Inc. and is used under licence. Connection cables sold separately. 5. Bluetooth® is a registered trademark of Bluetooth SIG Inc., and is used under licence. Customers should consult their Ford Dealer on the ability of their mobile phone handset to integrate with the Bluetooth® system prior to making a purchase decision. 6. For SYNC™ compatibility, visit the [www.ford.com.au/sync](http://www.ford.com.au/sync) 7. Rear mud flaps on pick-up models only. 8. Rear bumper body colour, excludes rear bumper sensor device. 9. Prestige paint is an option that incurs an

4x4 Specifications and Options

Model	XL Single C/C 2.2D/3.2D	XL Plus Single C/C 3.2 D	XL Super C/C 3.2D	XL Super P/U 3.2D	XLT Super P/U 3.2 D	XL Double C/C 2.2D/3.2D	XL Plus Double C/C 3.2 D	XL Double P/U 2.2D/3.2D	XL Plus Double P/U 3.2 D	XLS Double P/U 2.2D/3.2D	XLT Double P/U 3.2D	Wildtrak Double P/U 3.2D
<b>Exterior</b> continued												
Grille – Black	S	S	S	S	-	S	S	S	S	-	-	-
Grille – Chrome	-	-	-	-	S	-	-	-	-	-	S	-
Grille – London Grey	-	-	-	-	-	-	-	-	-	S	-	-
Grille, Door Handle, Front Bumper Insert and Rear Bumper <sup>a</sup> – Monument Grey	-	-	-	-	-	-	-	-	-	-	-	S
Plastic Side Steps	-	S	-	-	-	-	S	-	S	-	-	-
Plastic Side Steps with Bright Inserts	-	-	-	-	S	-	-	-	-	-	S	-
Plastic Side Steps with Brushed Inserts	-	-	-	-	-	-	-	-	-	-	-	S
Prestige paint <sup>9</sup>	O	O	O	O	O	O	O	O	O	O	O	O
Privacy Glass	-	-	-	-	S	-	-	-	-	-	S	S
Projector headlamps	-	-	-	-	S	-	-	-	-	-	S	S
Rear Bumper – Body Colour <sup>a</sup>	S	-	S	S	-	S	-	S	-	S	-	-
Rear Bumper – Chrome Steel <sup>a</sup>	-	-	-	-	S	-	-	-	-	-	S	-
Sports Bar Chrome Tubular	-	-	-	-	S	-	-	-	-	-	S	-
Sports Bar Wildtrak	-	-	-	-	-	-	-	-	-	-	-	S
Tailgate Handle – Chrome	-	-	-	-	S	-	-	-	-	-	S	-
Tailgate Handle – Monument Grey	-	-	-	-	-	-	-	-	-	-	-	S
Tailgate lock manual	-	-	-	-	S	-	-	-	S	S	S	S
Tow Bar	-	S	-	-	S	-	S	-	S	-	S	S
<b>Seating</b>												
4-way manual driver seat adjustment with lumbar support	S	S	S	S	S	S	S	S	S	S	S	-
8-way power driver seat adjustment with lumbar support	-	-	-	-	-	-	-	-	-	-	-	S
Front Bucket Seats	S	S	S	S	S	S	S	S	S	S	S	S
Heated front seats	-	-	-	-	-	-	-	-	-	-	-	S
Heavy duty canvas seat covers	-	S	-	-	-	-	S	-	S	-	-	-
Leather accented seats	-	-	-	-	-	-	-	-	-	-	-	S
<b>Factory Fitted Options</b>												
Automatic Transmission	- / O	S	-	-	O	O	S	O	S	O	O	O
Steel Bull Bar	-	O	-	-	-	-	O	-	O	-	-	-
XLT Tech Pack (Inc. Reverse Camera, Adaptive Cruise Control with Forward Collision Alert, Driver Impairment Monitor, Automatic High Beam Control, Lane Keep Assist & Lane Departure Warning)	-	-	-	-	O	-	-	-	-	-	O	-
Wildtrak Tech Pack (Inc. Adaptive Cruise Control with Forward Collision Alert, Driver Impairment Monitor, Automatic High Beam Control, Lane Keep Assist & Lane Departure Warning)	-	-	-	-	-	-	-	-	-	-	-	O
<b>Vehicle Masses</b>												
Front Axle Load (Maximum) (kg)	1480	1480	1480	1480	1480	1480	1480	1480	1480	1480	1480	1480
Gross Combined Mass Inc. Braked trailer (kg)	6000	6000	6000	6000	6000	6000	6000	6000	6000	6000	6000	6000
GVM (kg)	3200	3200	3200	3200	3200	3200	3200	3200	3200	3200	3200	3200
Kerb Weight (kg) <sup>10</sup>	1843/1892	1969	1954	2086	2179	1963/2014	2105	2089/2140	2231	2079/2130	2229	2271
Payload (kg) <sup>11</sup>	1355/1305	1230	1245	1110	1020	1235/1185	1090	1110/1060	965	1120/1070	970	925
Rear Axle Load (Maximum) (kg)	1850	1850	1850	1850	1850	1850	1850	1850	1850	1850	1850	1850
<b>Exterior Body and Box Elements</b>												
Bedliner with 12V socket	-	-	-	-	S	-	-	-	-	-	S	S
Inner Tie Downs	-	-	-	S	S	-	-	S	S	S	S	S
Load Box Illumination	-	-	-	-	S	-	-	-	-	-	S	S
Load Rest	-	-	-	S	-	-	-	S	S	S	-	-
Outer Tie Downs	-	-	-	S	-	-	-	S	S	S	-	-
Roller shutter	-	-	-	-	-	-	-	-	-	-	-	S
<b>Pick-up Box Dimensions (mm)</b>												
Length – at floor	-	-	-	1847	1847	-	-	1549	1549	1549	1549	1549
Length – top of box	-	-	-	1783	1783	-	-	1485	1485	1485	1485	1485
Pick-up Box Height – at centreline of axle	-	-	-	511	511	-	-	511	511	511	511	511
Pick-up Box Height – floor height to ground	-	-	-	835	840	-	-	835	835	835	840	840
Width – between wheelhouses	-	-	-	1139	1139	-	-	1139	1139	1139	1139	1139
Width – pick-up box	-	-	-	1560	1560	-	-	1560	1560	1560	1560	1560
Width of rear opening	-	-	-	1330	1330	-	-	1330	1330	1330	1330	1330
<b>Exterior Dimensions (mm)</b>												
Overall height	1800	1800	1804	1804	1810	1815	1815	1815	1815	1815	1821	1848
Overall width (exterior mirrors extended)	2163	2163	2163	2163	2163	2163	2163	2163	2163	2163	2163	2163
Overall width (exterior mirrors folded)	1977	1977	1977	1977	1977	1977	1977	1977	1977	1977	1977	1977
Overall width (excluding mirrors)	1860	1860	1860	1860	1860	1860	1860	1860	1860	1860	1860	1860
Overall length (with rear bumper where fitted, no bull bar)	5113	5299	5113	5362	5355	5113	5299	5362	5362	5362	5355	5355
Front overhang	908	908	908	908	908	908	908	908	908	908	908	908
Rear overhang	985	985	985	1234	1226	985	985	1234	1234	1234	1226	1226
Front track, rear track	1560	1560	1560	1560	1560	1560	1560	1560	1560	1560	1560	1560
Wheelbase	3220	3220	3220	3220	3220	3220	3220	3220	3220	3220	3220	3220
Ground clearance (unladen, mm)	232	232	232	232	237	232	232	232	232	232	237	237
Wading depth (mm)	800	800	800	800	800	800	800	800	800	800	800	800
Approach angle (unladen, degrees)	28	28	28	28	29	28	28	28	28	28	29	29
Departure angle (unladen, degrees) measured to:												
a) rear bumper on XL Pick-up models	28	21	28	27	21	28	21	27	21	27	21	21
b) spare tyre on XL Cab Chassis models												
c) tow bar on XLT and Wildtrak models												
Ramp breakover angle (degrees)	24	24	24	24	25	24	24	24	24	24	25	25
Turning circle (kerb to kerb)	12.7	12.7	12.7	12.7	12.7	12.7	12.7	12.7	12.7	12.7	12.7	12.7
<b>Interior Dimensions (mm)</b>												
2nd row headroom	-	-	938	938	938	986	986	986	986	986	986	986
2nd row legroom	-	-	796	796	796	902	902	902	902	902	902	902
2nd Row Shoulder Room	-	-	1400	1400	1400	1430	1430	1430	1430	1430	1430	1430
Front headroom	1024	1024	1024	1024	1024	1022	1022	1022	1022	1022	1022	1022
Front legroom	1058	1058	1058	1058	1058	1058	1058	1058	1058	1058	1058	1058
Front shoulder room	1440	1440	1440	1440	1440	1440	1440	1440	1440	1440	1440	1440

S = Standard. O = Factory Option that can be ordered before a vehicle is manufactured. A = Accessory that can be added at any time. P = Part of a pack. -- = Not available.

additional charge. 10. Kerb Mass includes the vehicle with a full tank of fuel, without occupants, luggage or cargo and with all standard equipment. Additional weight of optional features must be taken into account when calculating kerb weight. 11. Subject to State and Territory regulations. Payload is defined as the Gross Vehicle Mass minus the kerb mass. Payload is the maximum combined value of occupants, cargo, added options, added structures and tow ball download (when towing). GVM must not be exceeded.

Mechanical Specifications

Engine	2.2L Diesel				3.2L Diesel			
Engine type	4 Cylinder				5 Cylinder			
Engine size (cm3)	2198				3198			
Compression ratio	15.7:1				15.7:1			
Maximum power	118kW @ 3200rpm				147kW @ 3000rpm			
Maximum torque	385Nm @ 1600-2500rpm				470Nm @ 1750-2500rpm			
No. of valves	16				20			
Bore x stroke (mm)	86 x 94.6mm				89.9 x 100.76mm			
Fuel Management system	Turbocharged direct common rail injection				Turbocharged direct common rail injection			
Transmissions/Ratios	6-speed manual		6-speed auto		6-speed manual		6-speed auto	
1st	5.441		4.171		5.441		4.171	
2nd	2.839		2.342		2.839		2.342	
3rd	1.721		1.521		1.721		1.521	
4th	1.223		1.143		1.223		1.143	
5th	1.000		0.867		1.000		0.867	
6th	0.794		0.691		0.794		0.691	
Reverse (6-Speed manual)	4.935		3.400		4.935		3.400	
Final drive ratio (6-Speed manual)	3.55		3.73		3.55		3.73	
4x4 high/low range transfer case ratios	2.2L Diesel				3.2L Diesel			
High range	1.000:1				1.000:1			
Low range	2.717:1				2.717:1			
Final drive ratios	6-speed manual		6-speed auto		6-speed manual		6-speed auto	
4x2 Low Rider	3.15		–		–		–	
4x2 Hi-Rider	3.55		3.73		3.55		3.73	
4x4	3.55		3.73		3.55		3.73	
Fuel tank capacity (L)	2.2L Diesel				3.2L Diesel			
Fuel tank capacity (L)	80				80			
Fuel consumption – 4x2 Low Rider <sup>1</sup>								
Engine	2.2L Diesel							
Transmission/Model	Manual				Automatic			
Model	XL				–			
Single – Fuel economy (L/100km)	6.6				–			
CO2 emissions (g/km)	172				–			
Super – Fuel economy (L/100km)	–				–			
CO2 emissions (g/km)	–				–			
Double – Fuel economy (L/100km)	–				–			
CO2 emissions (g/km)	–				–			
Fuel consumption – 4x2 High Rider <sup>1</sup>								
Engine	2.2L Diesel				3.2L Diesel			
Transmission/Model	Manual		Automatic		Manual		Automatic	
Model	XL		XL		XLT		XLT	
Single – Fuel economy (L/100km)	6.9		7.5		-		-	
CO2 emissions (g/km)	182		197		-		-	
Super – Fuel economy (L/100km)	-		-		-		8.5	
CO2 emissions (g/km)	-		-		-		225	
Double – Fuel economy (L/100km)	6.9		7.5		8.2		8.5	
CO2 emissions (g/km)	182		197		217		225	
Fuel consumption – 4x4 <sup>1</sup>								
Engine	2.2L Diesel				3.2L Diesel			
Transmission/Model	Manual		Automatic		Manual		Automatic	
Model	XL	XLS	XL	XLS	XL	XLS	XLT	Wildtrak
Single – Fuel economy (L/100km)	6.9	-	-	-	8.3	-	-	-
CO2 emissions (g/km)	182	-	-	-	218	-	-	-
Super – Fuel economy (L/100km)	-	-	-	-	8.3	-	8.3	-
CO2 emissions (g/km)	-	-	-	-	218	-	218	-
Double – Fuel economy (L/100km)	6.9	6.9	8.1	8.1	8.3	8.3	8.3	8.3
CO2 emissions (g/km)	182	182	214	214	218	218	220	220
Maximum Braked Towing Capacity <sup>2</sup> (kgs) (Maximum unbraked towing capacity is 750kg for all models)								
Engine	2.2L Diesel				3.2L Diesel			
Transmission/Model	Manual		Automatic		Manual		Automatic	
4x2	2500		-		-		-	
4x2 Hi-Rider	3500		3500		3500		3500	
4x4	3500		3500		3500		3500	
Maximum Gross Combination Mass (kgs)								
4x2	5425				-			
4x2 Hi-Rider	6000				6000			
4x4	6000				6000			

1. Fuel consumption and emissions as per Australian Design Rule 81/02 (combined cycle). Note that the actual fuel consumption will depend on many factors including the driver's habits, prevailing conditions and the vehicle's equipment, condition and use. 2. Braked towing capacity when fitted with a Genuine Ford Tow pack and accessory Tow Ball, subject to State and Territory towing regulations. The weight of the vehicle must not exceed the Gross Vehicle Mass (GVM). The combined weight of the fully loaded vehicle and trailer must not exceed the Gross Combination Mass (GCM). Maximum individual axle loads must not be exceeded. Tow ball downforce must be taken into account when calculating payload. Tow ball download must be a minimum of 10% of the towed weight for all model variants. For further details please refer to the Owner's Manual.



Ranger Wildtrak 4x4 shown in Pride Orange. Overseas model shown.



### Quality

We design and build your Ford to feel as good after many years of service as it did the day you picked it up. And to drive just as beautifully, too.



### Safety

Ford's Intelligent Protection System uses sophisticated technology designed to help prevent an accident and, if one should happen, to help protect you.



### Sustainability

Using advanced technology, we're committed to creating vehicles with improved fuel economy, reduced CO<sub>2</sub> emissions and a lower overall cost of ownership.



### Smart

Vehicles with smart, intuitive technologies designed to connect you to your world and many clever solutions that make life a little easier.

**Speak to your Ford Dealer today about how we can help you make the most out of your vehicle ownership experience.**

### Complimentary State Auto Club Roadside Assistance and Membership.

Our commitment to your complete satisfaction plays a major role in everything we do. That is why we provide a 12 month Roadside Assistance package including State Auto Club Membership for all Retail and Blue Fleet Customers (with fleets less than 5 vehicles).

This package gives you access to the largest network of roadside assistance providers in the country, so you can be assured that you have non-stop coverage every day of the year.

The benefits of being a member are not limited to the peace of mind of 24/7 roadside assistance. You also have access to a wide range of member benefits including Show Your Card & Save. In addition, you will maintain any benefits accrued through your existing years of membership (where applicable).

Complimentary State Auto Club Roadside Assistance & Membership is valid for eligible Ford vehicles and is available from participating Authorised Ford Dealers only. Visit your local Ford Dealer or refer to [ford.com.au](http://ford.com.au) for more information and full terms and conditions.



### Warranties & Service.

#### 3 year/100,000km new car warranty.#

For three years or 100,000km, whichever comes first, your Ford is covered against any defects in factory materials or workmanship. This also applies to Genuine Ford Accessories you may have had fitted before you took delivery.

#### 5 year warranty against perforation corrosion.#

It's reassuring to know that the original body of your gleaming new Ford is guaranteed against perforation corrosion for the first five years of its life. If perforation corrosion occurs, we'll fix it for free.

#### myFord Warranties and Insurance.

When you first turn the key of your brand new Ford you want to do so without a care in the world. Our range of myFord products gives you that extra peace of mind. For more information about myFord Warranties and Insurance, visit your participating Ford Dealer for further details on the plans that best suit your needs. Terms, conditions and eligibility criteria apply.

#### 12 months/15,000km service intervals.

Under normal driving conditions service intervals are 12 months or 15,000km, whichever occurs first.

## FORD SERVICE

At Ford, we are committed to providing an outstanding ownership experience. For example, we think you should always know what you're going to pay for a standard service, before you go in. So we offer a Service Price Promise for the life of your car, which means we'll publish the maximum price you'll pay for your next A or B logbook service at participating Authorised Ford Dealers on all vehicles built from 2007.

However our service doesn't end at the service garage. With each standard service at a participating Auto Club Dealer, Retail and Small Business

Customers (fleets of less than five vehicles) will also receive up to 12 months Auto Club Membership (including free Roadside Assistance), for up to seven years. Eligible customers will even have access to a free loan car with any scheduled service, through participating dealers. Why do we do all this? Because at Ford, we think that's what service should be.

For more details visit your participating local Ford Dealer or visit [ford.com.au/service/t-and-c](http://ford.com.au/service/t-and-c) for full terms and conditions.

### Want to contact us?

For answers to your questions, or help with any concern, contact our Customer Relationship Centre on 13 FORD (13 3673) or email [customers@fordcrc.com.au](mailto:customers@fordcrc.com.au)

### Visit us on the web.

If you want more information on Ford or our entire product range, visit us at [ford.com.au](http://ford.com.au)

### Running a fleet?

Our Ford Fleet team is available to assist fleet customers with information on Ford products and services. Call 1300 13 13 30 or email [askfleet@ford.com](mailto:askfleet@ford.com)

#Conditions and exclusions apply. For more information visit [www.ford.com.au/newvehiclewarranties](http://www.ford.com.au/newvehiclewarranties)

This brochure details specifications and features of the PX Ranger MKII. Some driver assistance features and safety features described in this brochure are designed to function using sensors, whose performance may be affected under certain weather or environmental conditions. Not all features will be available on the entire PX Ranger MKII model range. Please visit our website [www.ford.com.au](http://www.ford.com.au) for more information.

This brochure is designed to provide you with a general introduction to the Ford Products (including available optional equipment) referred to, and should be read in conjunction with the latest specification sheet. Image and Illustrations are for information purposes and are indicative only. Because of changes in conditions and circumstances Ford\* reserves the right, subject to all applicable laws, at any time, at its discretion, and without notice, to discontinue or change the features, designs, materials, colours and other specifications and the prices of its products, and to either permanently or temporarily withdraw any such products from the market without incurring any liability to any prospective purchaser or purchasers. The latest specification sheet should be referred to for information on the availability, ordering and use of features and optional equipment. Always consult an authorised Ford Dealer for the latest information with respect to features, specifications, prices, optional equipment and availability before deciding to place an order.

\*FORD MOTOR COMPANY OF AUSTRALIA LIMITED. (A.B.N. 30 004 116 223) Registered Office: 1735 Sydney Road, Campbellfield, Victoria 3061, Australia. PX Ranger MKII Brochure. Printed September 2015. BHFMC0548 FRD0002019



**Go Further**

**Click to Request**



Quote



Hot Deals



Test Drive